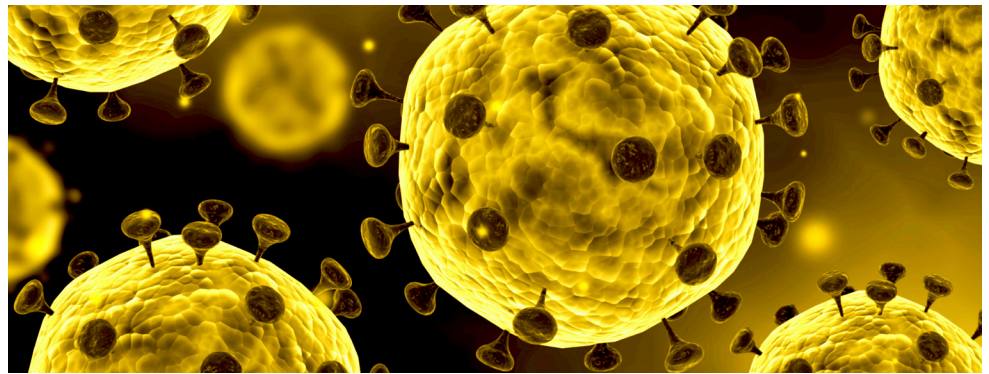



Using CloroxPro™ Clorox® Germicidal Bleach Against SARS-CoV-2

CloroxPro® Concentrated Bleach can be used against SARS-CoV-2 (the coronavirus that causes COVID-19), based on EPA emerging viral pathogen guidance

CloroxPro™ Clorox® Germicidal Bleach has demonstrated effectiveness against Rhinovirus, a virus similar to SARS-CoV-2, the coronavirus that causes COVID-19, on hard, nonporous surfaces. Based on EPA emerging viral pathogen guidance, it can be used against SARS-CoV-2 when used in accordance with the directions for use against Rhinovirus.



CloroxPro™ Clorox® Germicidal Bleach					
Product	Case UPCs	Unit	EPA Reg. No.	Sodium hypochlorite concentration	One step or two step?
	10044600309665	121 oz. 3/case	67619-32	8.25%	Two-step product. Preclean step required. Product is disinfectant only, not a cleaner.

Instructions for SARS-CoV-2		
Dilution Ratio (1:33) 2400 PPM	Contact time used to kill SARS-CoV-2	Instructions for hard, nonporous surface disinfection
Bleach: 1/2 cup Water: 1 gallon	5 minutes*	<ol style="list-style-type: none"> 1. Preclean surface. 2. Apply solution. 3. Allow solution to contact surface for at least 5 minutes. 4. Rinse well and air dry.

Instructions for <i>C. difficile</i> in addition to SARS-CoV-2		
Dilution Ratio (1:10) 7800 PPM	Contact time to kill <i>C. difficile</i> and SARS-CoV-2	Instructions for hard, nonporous surface disinfection
Bleach: 1-1/2 cups Water: 1 gallon	5 minutes*	<ol style="list-style-type: none"> 1. Clean hard, nonporous surfaces by removing visible soil. 2. Apply solution. 3. Allow solution to contact surface for at least 5 minutes. 4. Rinse well and air dry.

* contact time for Rhinovirus

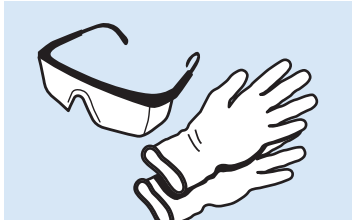
For more information, contact your Clorox representative or visit us at www.cloroxpro.com

© 2020 Clorox Professional Products Company, 1221 Broadway, Oakland, CA 94612.



Using CloroxPro™ Clorox® Germicidal Bleach Against SARS-CoV-2


To prepare :




1. Put on PPE



2. Measure 1/2 cup bleach



3. Add bleach to 1 gallon of water and gently mix
1/2 cup bleach (4 oz.) + 1 gallon water = 2400 ppm



4. OPTIONAL: Pour prepared solution to spray bottles* for use

* Secondary labels are available through Clorox sales rep.

WARNING: Do not use this product at full strength. Do not mix with other chemicals.

For healthcare use against SARS-CoV-2 on hard, nonporous surfaces:



PREPARE

Gather supplies, perform hand hygiene and don PPE. If splashing is likely, eye protection should be used.



PRE-CLEAN

Pre-clean the surface by removing visible soil



APPLY SOLUTION (DISINFECT)

Mop, wipe* or apply with a spray, ensuring the entire area has been wetted. Use only in a well-ventilated area.



WAIT

Ensure the surface remains wet for five (5) minutes.†



RINSE

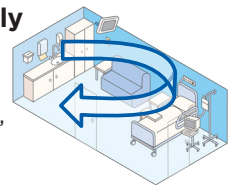
Rinse and air dry. Replace cloth once soiled. Ensure new cloths are utilized to prevent cross-contamination.

*For example, use microfiber, cotton or disposable wipe
† Contact time for Rhinovirus. Check the product label for additional dilution requirements and contact times.

Cleaning best practices:

Clean Methodically

Clean in a consistent direction, clockwise or counterclockwise, around the room



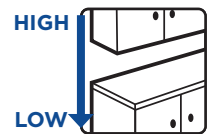
Clean to Dirty

Wipe in an S-pattern to reduce the transfer of dirt and pathogens



High to Low

Dirt or dust that is dislodged drops on to lower, dirty surfaces, which are then cleaned



Storage and Disposal :

To ensure hypochlorite bleach stability, prepare solutions daily.

Store away from children. Reclose cap tightly after each use. Store this product upright in a cool, dry area, away from direct sunlight and heat to avoid deterioration. Product that cannot be used must be diluted with water before disposal in a sanitary sewer.

For more information, contact your Clorox representative or visit us at www.cloroxpro.com

© 2020 Clorox Professional Products Company, 1221 Broadway, Oakland, CA 94612.

NI-50344